




AVAILABLE FINISHES




BRUSHED
STAINLESS



POLISHED
STAINLESS




GUNMETAL
GREY



BRUSHED
BRASS



POLISHED
BRASS



ANTIQUE
BRASS



SUNSET
COPPER



OIL RUBBED
BRONZE



MATTE
BLACK

CUSTOM COLORS ARE AVAILABLE BY REQUEST

DIMENSIONS

(W)	WIDTH	7.00"
(H)	HEIGHT	7.00"
(D)	DIAMETER	2.01"
(CP)	CENTER POINT	5.89"

INCLUDED HARDWARE

- 8 x** #10 1-1/2" Mounting Screws
- 1 x** #8 3/4" Self-Drilling Set Screw

INSTALLATION

1. Measure & mark holes for mounting screws.
2. Attach brackets to the face of the bar and floor with the 8 mounting screws.
3. Secure tubing to bracket by fastening set screws through hole in the bottom of bracket.

Care and maintenance of bar foot rail varies by finish. Given the nature of the product, typical wear and tear may be noticed with your bar rail over time, such as scuffs, scratches, and dirt. Visit kegworks.com/bar-rail-care to read our guide on how to properly prep, clean & maintain all bar rail finishes.